



Multi-Function Multi-Range Timer

- Six Timing Modes
- Sixteen Time Ranges From .05 Sec to 100 Hours
- Power Supply of 24-120 VAC and 24-240 VDC
- LED Indication of Operation Status
- 48mm X 48mm (1/16 DIN) Front Panel
- 5 Amp Relay Output
- Front Panel Settings
- Economically Priced

ORDERING INFORMATION

MODEL NUMBER	Description
AT11DN	DPDT Delayed
AT11EN	SPST Delayed/SPDT Instantaneous
Accessories	
600-3-0012	Socket 11-Pin, Side Wiring, Bottom Screw Location, 10 Amp for panel mounting
600-3-0014	Socket 11-Pin, Side Wiring, Top Screw Location, 10 Amp for DIN-rail and surface mounting

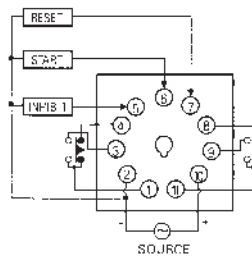
The AT11 is a cost effective timer that has excellent application flexibility with 6 operating modes and 16 time ranges. All front panel, user selectable. Two, 5 Amp, 120 VAC rated, SPDT contacts make the compact AT11 a powerful control instrument. Two models are available; AT11DN which features 2 delayed outputs, and AT11EN with 1 delayed and 1 instantaneous output.

SPECIFICATIONS

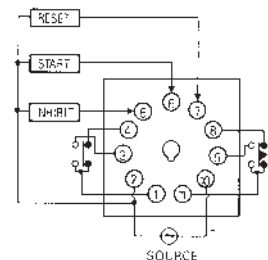
TIMING RANGES	0.05-0.5, 0.1-1.0, 0.5-5, 1-10 SEC 0.05-0.5, 0.1-1.0, 0.5-5, 1-10 MIN 0.05-0.5, 0.1-1.0, 0.5-5, 1-10 HRS 0.5, 1-10, 5-50, 10-100 hours
OPERATING TEMPERATURE	14°F to 140°F (-10° to +60°C)
MOUNTING	Plug-In Base or Front Panel
OPERATING POWER	24-240 VAC/24-240 VDC
POWER CONSUMPTION	10 VA
RESET TIME	0.5 SEC
TIME SETTING	Front Panel Knob
TIMING MODE	See chart on next page.
TIMED RELAY OUTPUTS	3 Amps, 240 VAC
DISPLAY	
TERMINATION	11-Pin Plug-In
WEIGHT	0.33 lb.

DIMENSIONS (MILLIMETERS)

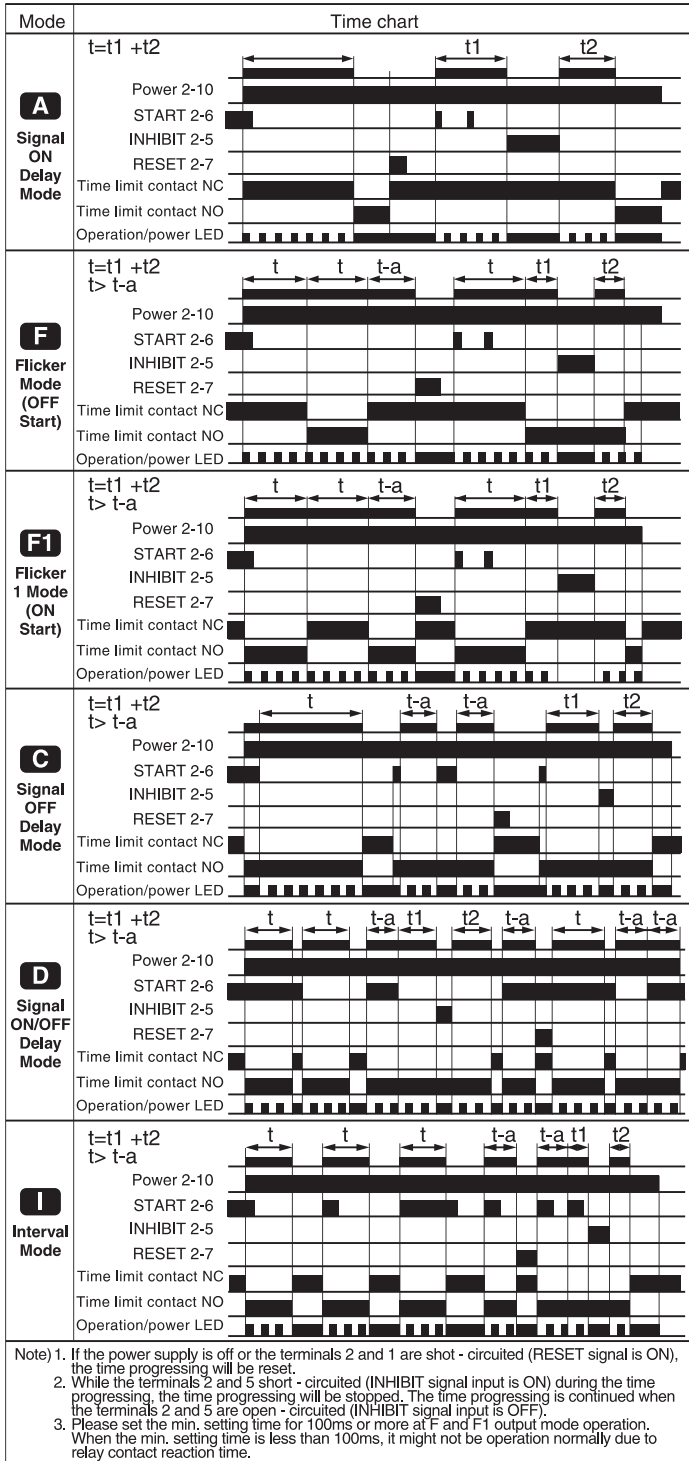
• AT11DN



• AT11EN



OUTPUT OPERATION MODE



Input signal condition

1. Relay contact input:
Please use gold-plated switches with good contact assurance and short bounding time for contact input.
2. NPN open collector transistor input:
The characteristic of transistor shall be:
V_{ceo} : Min. 25V
I_c : Min. 10mA
I_{cb0} : Max. 0.2μA.
Residual voltage : Max. 0.5V
3. Please maintain 50ms for signal width of relay contact and solid state input (START, RESET, INHIBIT)

